

KT-KD50B

Multi-function Switchboard control panel

BMD ATEM/Bitfocus Companion

LAN interface connection

Customized function buttons

LCD Display

Wired Tally interface + Wireless Tally (optional)



Features

■ Integrated hardware design:

Easy-to-use fully embedded system with a streamlined structure, integrating director switching, audio adjustment and transition effects.

■ New upgraded functions, custom buttons and knobs to play more effects:

Connect to ATEM switcher/Bitfocus companion software via LAN, customizable functions supported by buttons and knobs, allowing for personalized configurations to create a unique broadcasting experience, real-time display of button functions on the screen.

■ Built-in LCD display:

Customize functions for display buttons and knobs, and provide a display menu interface for changing switcher IP settings through the on-screen menu.

■ Multi-functional system control integration, tri-color crystal buttons:

Supports basic corresponding functions of BMD ATEM Constellation and Television Studio series 1 M/E – 4 M/E products, with red, green, and orange-yellow tri-color crystal buttons for clear director seat effects.

■ Control panel + Companion smart linkage:

The control panel connects to the Companion software, allowing for custom vMix multi-camera switching, OBS live streaming, camera PTZ control, PTZ speed adjustment, zoom and focus control, enabling control over vMix/OBS/PTZ cameras.

■ High quality aluminum alloy T-BAR faders:

Aluminum alloy high-quality T-BAR fader, combined with a nine-level LED light progress bar, is very director-style.

■ Multi-Signal Control: 20 Live & 40 Managed Channels:

20-PGM/20-PVW switching via SHIFT keys - supports 10+10 quick switching and 40-input web management (direct 20-channel control, expandable to 40 inputs).

■ Transition Control:

Each transition effect has a dedicated button for full control over the transition effects. The CUT button executes a direct cut transition, while the AUTO button uses the selected transition effect such as DIP, DVE, STING, MIX, WIPE, ARM, allowing quick access to transition effect buttons.

■ Audio custom adjustment function:

Customized audio settings support multi-channel audio control functions such as Audio, XLR, MIC, MP, etc.

■ Support wired tally and wireless tally (optional) output functions:

Built-in DB25 tally interface and wireless tally interface. Wired tally supports up to 12 PVW + 12 PGM tally signal outputs. Wireless tally supports up to 12 tally lights, including red and green lights.

■ Supports LAN interface connection, simple and convenient:

Support LAN connection for BMD ATEM 1 M/E – 4 M/E switchers.

■ All-aluminum alloy panel:

The anodized aluminum alloy panel is processed to show the product quality.

■ Intuitive WEB backend interface:

By remotely accessing the WEB backend interface, you can easily drag and drop the required functions to the button position to achieve customized button functions. At the same time, it supports device upgrades through the WEB backend to ensure that the system is always up to date.

Specifications

Key Features	
Audio Control	1 channel Master + 2 channel Inputs
Transition Control	Automatic transition, Cut, T-Bar
LCD Display	Button custom function display and display menu
Button	Red, Green, Orange-Yellow Tri-color Crystal Buttons
Wired Tally	12-channel PGM+12-channel PVW
Wireless Tally	12 tally lights (optional)
T-BAR	Aluminum alloy high quality T-BAR faders
Knobs	Three-dimensional knob, scale rotation to adjust parameters
ATEM related features	
Connection	100M LAN, support POE 802.3af
Video Control	10-channel PGM+10-channel PVW
Transition Effects	CUT/MIX/DIP/WIPE/STING/DVE
Upstream Key	KEY1/KEY2/KEY3/KEY4
Downstream Key	DSK1/DSK2
SHIFT	support
PREV TRANS	support
MACRO	support
M/E	support
AUX	support
Clean Feed	support
T-BAR	support
Bitfocus Companion	
BMD ATEM	support
PTZ Camera	support
vMix	support
OBS	support
Audio Mixer	support
Custom knob functions	
F1	support
F2	support
VOLUME	support
Power supply	
Input voltage	DC 12V
Input Current	0.3A
Rated Power	4W
POE power supply	POE 802.3af
Other	
USB-A port	External USB flash drive for upgrades
USB-B port	No current functionality

Usage Environment	indoor
Operating temperature	-10°C~40°C
Storage temperature	-20°C~60°C
Dimensions	354*165*92mm(with push rod height)
Weight	1.5Kg


Application Scenario




Professional E-Sports



Church Recording



Radio and Television



Stage performance

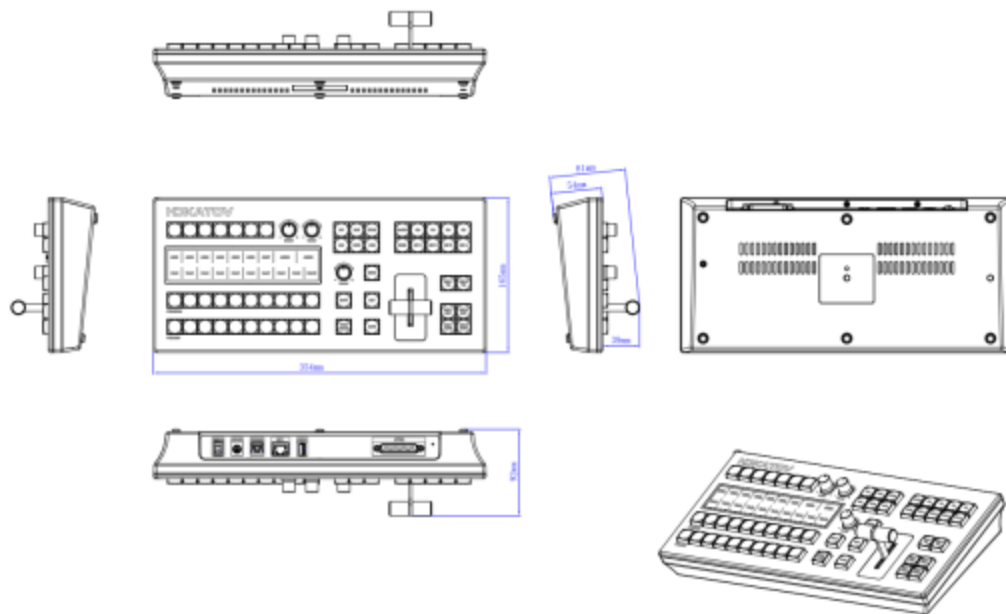


Sports Events



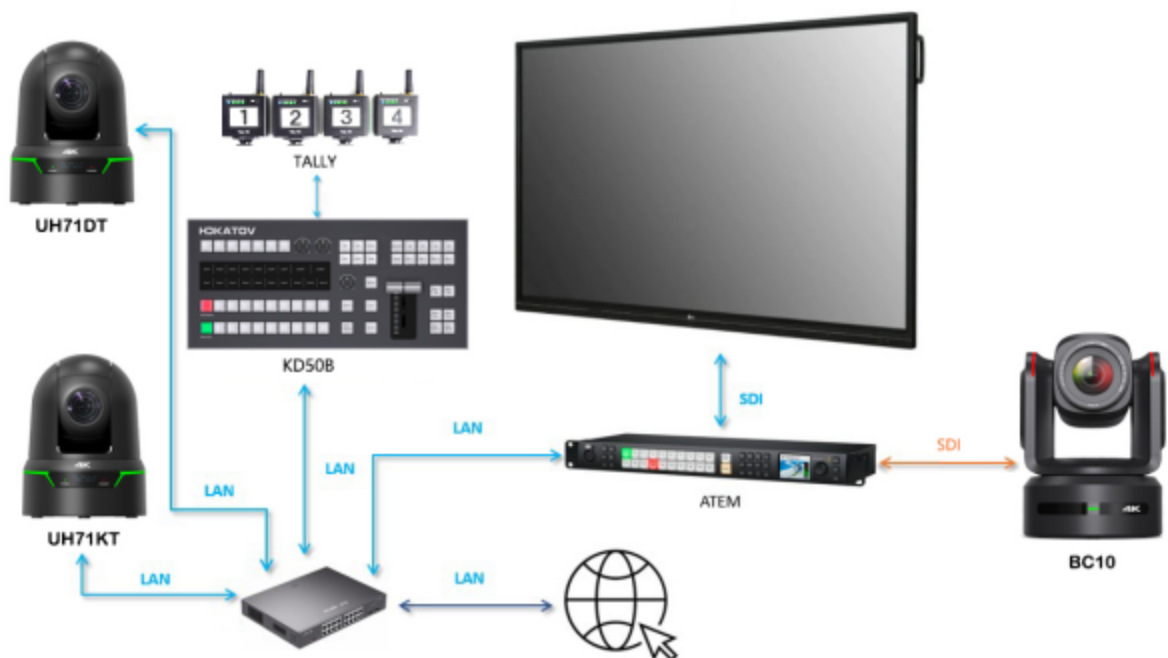
Academic Seminar

Dimension



Connection

ATEM connection



Bitfocus Companion